

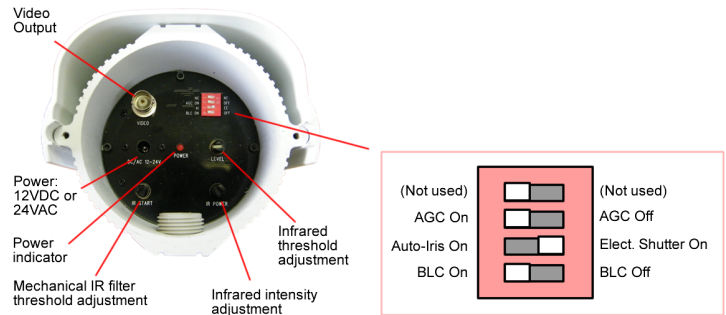
Sony EXview Sensor & Effio Video Processing Mean True 700+ TV Line Resolution



The jointed bracket is constructed of the same heavy aluminum alloy and allows full freedom of movement. The elbow joint has interlocking teeth that prevent slippage. Security screws lock down all adjustment points - at camera, at base, and at elbow pivot.

- 960H RESOLUTION** 960H premium resolution front-end acquisition
- 12-20 OVERVOLTAGE PROTECTION** Tolerant of higher DC voltage
- HDC** Anti-vandal: Heavy duty metal construction
- ATR** Adaptive tone reproduction
- Pre Pro** Preset for professionals
- FTB** Anti-vandal: cable feed-through- bracket
- HLC** High Light Compensation eclipses bright lights
- AGC** Automatic gain control reduces noise, improves fidelity
- EIR** Enhanced intensity range
- ATW** Auto-tracking white balance
- iBLC** Intelligent backlight compensation
- DNR** 2D/3D Dynamic noise reduction improves images in motion
- ACR** Anti-color rolling technology
- 3DB** 3D bracket allows 3-axis camera aim
- Day Night** Multiple features provide true day/night operation w/o IR

Back of camera shown with cover removed




(Not used)	<input type="checkbox"/>	(Not used)
AGC On	<input type="checkbox"/>	AGC Off
Auto-Iris On	<input type="checkbox"/>	Elect. Shutter On
BLC On	<input type="checkbox"/>	BLC Off

Specifications

Resolution: 700+ TV lines (Eclipse rating), 800+ TV lines (Industry rating)
Video Sensor: 1/3" color Sony® EXview CCD sensor
Matched Sony chipset Effio® AFE Digital Signal Processing (DSP)
Video Format: Available with NTSC or PAL output
Effective Pixels: NTSC - greater than 379k
Video Signal Output: standard composite, 1Vp-p @ 75 Ohm impedance
Varifocal Lens: 2.8-12mm
Minimum Illumination: 0.0 LUX with Infrared ON
Low Light: Superior to Starlight® w/o slow shutter problems (blurring, etc.)
AWB, BLC, AGC, AES: Configuration through OSD menu
Electronic Shutter: NTSC - 1/60 to 1/100,000 sec. PAL - 1/50 to 1/100,000 sec.
Radiant Infrared Control: Automatic, photosensor controlled
Infrared Source: 60 LEDs, 850nm wavelength
Infrared Range: Up to 120' or more
Power: 12VDC @ 300mA nominal (~500mA with IR on)
DC Voltage Tolerance: Safe operating up to 20VDC
Operating Temperature: -10° to +50 Centigrade -14° to +122 Fahrenheit
Housing: Heavy duty vandal resistant aluminum alloy
Dimensions: Camera - 6" x 3.75", Bracket - 5" long (total)
Weatherproof rating: IP66

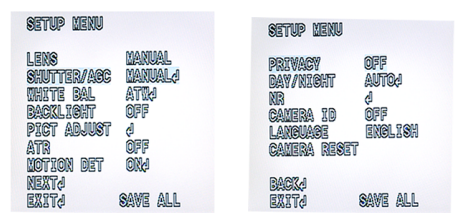
This premium quality outdoor dome camera is packed with features. Foremost to users is true 700-TV line (or greater) color imaging with exceptional color reproduction and clarity. This super high resolution is made possible by pairing a 1/3" Sony® EXview video sensor with Effio® Sony video processing technology.



Sony "Effio" video is a forward compatible high resolution image processing technology that starts with a 650+ TV line video sensor and includes 2D/3D dynamic noise reduction, adaptive tone reproduction, wide dynamic range color protection and other advanced features that create the sharpest true color image possible. We use a fully matched Sony chipset and support components for maximum image protection. Beware of imitations that use substitute parts.

OSD Menu with PREPRO

The OSD menu contains dozens of settings. A full explanation of all settings can be found in the manual included with the camera.



PrePro is a time saving feature. If you make adjustments in the OSD menu and later find the adjustments are troublesome, then select CAMERA RESET and the camera returns to pre-programmed optimal configuration. This "PrePro" configuration has been optimized for the widest range of environments and gives installers a head start. Rather than having to touch every single control to bring the camera up to optimal imaging state, the "tweaks" are minimized. This can be a substantial time saver when installing multiple cameras.